

MONTHLY ADJUDICATION STATISTICS

August 2018

Year to Date Snapshot

Total Number of Registered Adjudicators	134
Applications Lodged	79
Applications Decided	39
Adjudication Certificates Issued	7

Total Application Statistics

Claimed Amounts	YTD
Total value of Claims	\$22,480,469
Maximum Claim	\$6,778,522
Minimum Claim	\$400
Average Claim	\$284,563
Total Value of Claims - Decision Released	\$11,684,069
Maximum Claim - Decision Released	\$2,873,142
Minimum Claim - Decision Released	\$1,470
Average Claim - Decision Released	\$299,592
Total Value of Adjudicated Amount - Decision Released	\$8,524,413

Fees ¹	YTD
Total Fees	\$306,776
Maximum Total Fees	\$82,011
Minimum Total Fees	\$665
Average Total Fees	\$7,866

¹ Fees are a combined total of Adjudication Application Fees and Adjudicator Fees

Note:

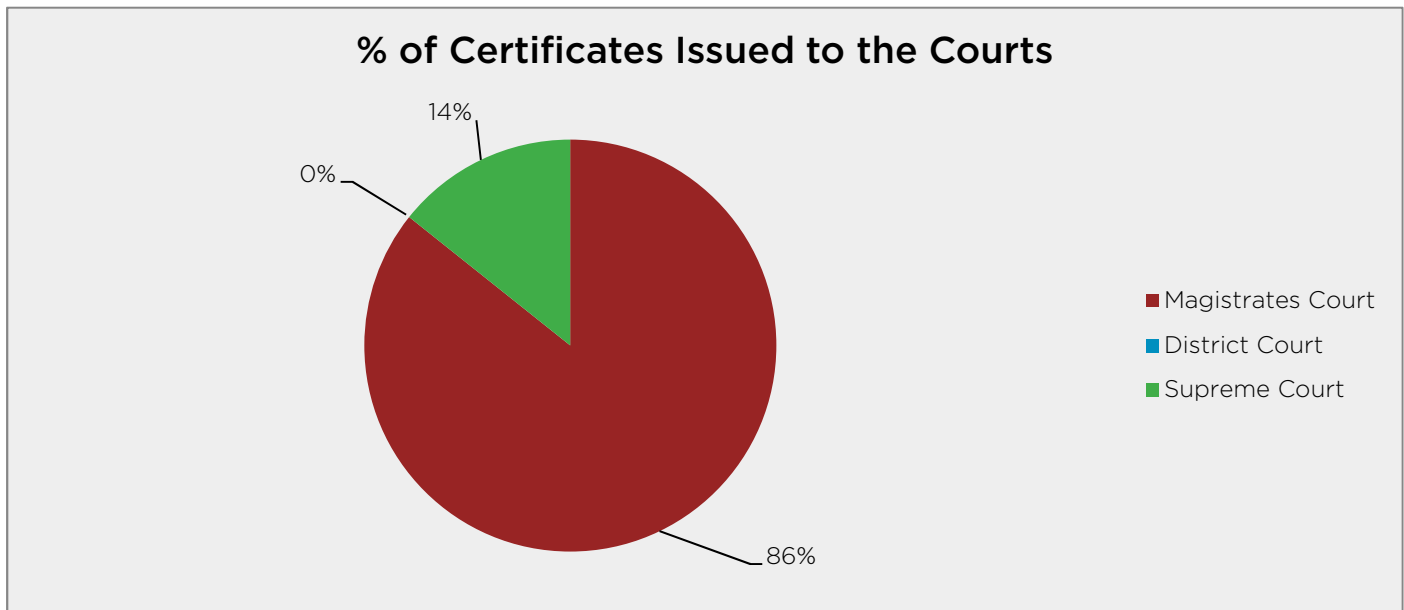
MTD = 1 August 2018 - 31 August 2018 - YTD = 1 July 2018 - 31 August 2018 - YTD Last Year = 1 July 2017 - 31 August 2017

All reportable Claim amounts in this report are excluding GST for the purposes of determining Standard and Complex Applications.

All reportable Adjudicated/Decision amounts in this report are calculated on the amount determined in the Adjudicators' decisions. These amounts may include GST.

Adjudication Certificates Issued

Court	YTD
Magistrates Court	6
District Court	0
Supreme Court	1



Supreme Court Decisions

	YTD	YTD Last Year
Supreme Court Decisions ²	1	0
Voided	0	0
Partially Voided	0	0
Dismissed or Upheld	0	0

² Supreme Court Decisions only relate to adjudication applications lodged with the Registry from 15 December 2014

Note:

MTD = 1 August 2018 - 31 August 2018 - YTD = 1 July 2018 - 31 August 2018 - YTD Last Year = 1 July 2017 - 31 August 2017

All reportable Claim amounts in this report are excluding GST for the purposes of determining Standard and Complex Applications.

All reportable Adjudicated/Decision amounts in this report are calculated on the amount determined in the Adjudicators' decisions. These amounts may include GST.

Overview

Status	MTD			YTD			YTD Last Year
	Standard	Complex	Total	Standard	Complex	Total	
Lodged	37	7	44	72	7	79	103
Decision Released	19	0	19	35	4	39	46
Withdrawn - section 35B ³	11	1	12	11	3	14	15
Withdrawn prior to Adjudicator Acceptance ⁴	12	1	13	20	1	21	36
Outstanding ⁵	15	6	21	18	6	24	16

³ **14 = 4** - payment received; **6** - parties settled after referral to an adjudicator; **4** - reason unknown; **0** - validity & **0** - liquidation
⁴ **21 = 17** - validation issues raised by the Registry resulting in claimant withdrawing application. Proactive approach allows claimants to revisit their validation issues and should they choose, re-lodge the application, **1** - payment received; **0** - settled; **0** - liquidation; **3** - Duplicate application; **0** - Reason unknown

⁵ Outstanding refers to any application where a decision has not been released

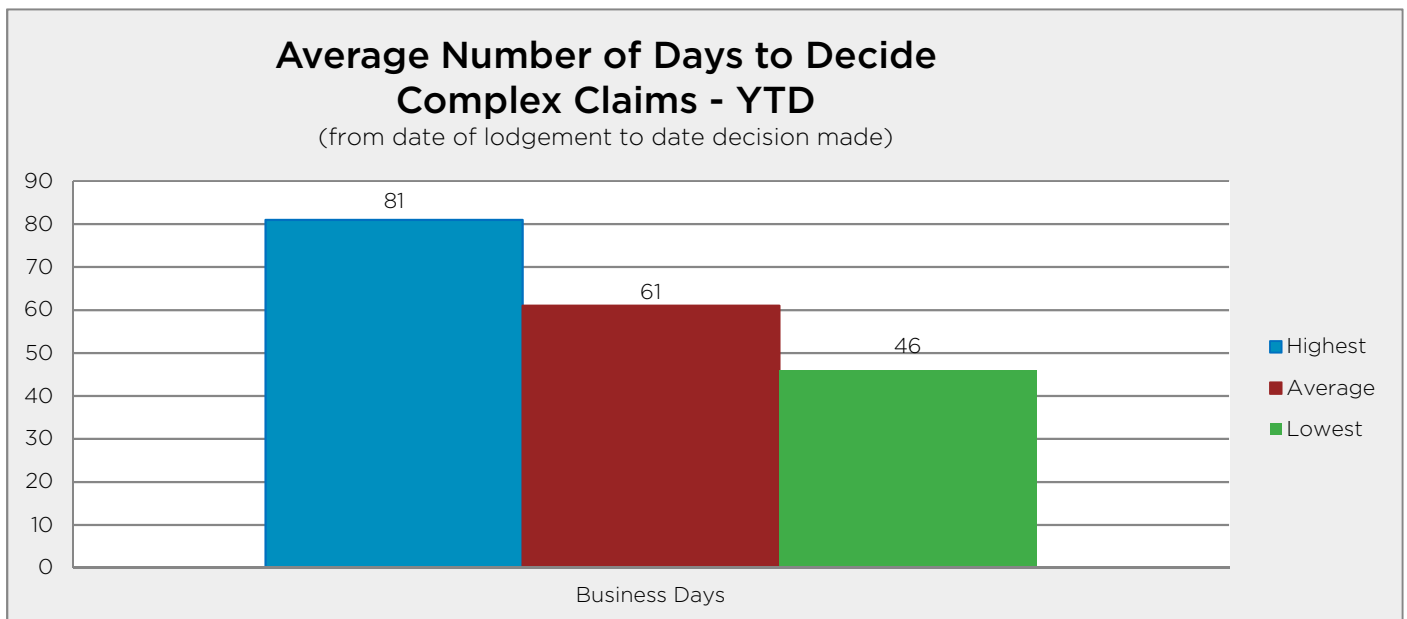
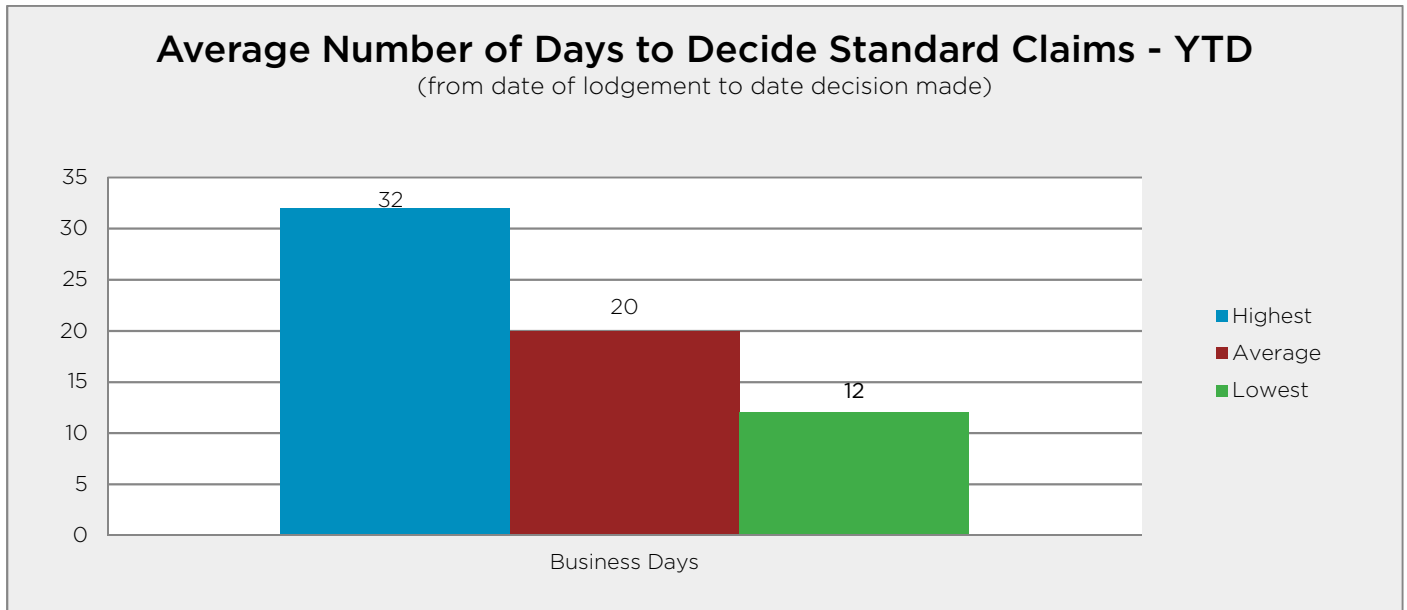
Note:

MTD = 1 August 2018 - 31 August 2018 - YTD = 1 July 2018 - 31 August 2018 - YTD Last Year = 1 July 2017 - 31 August 2017

All reportable Claim amounts in this report are excluding GST for the purposes of determining Standard and Complex Applications.

All reportable Adjudicated/Decision amounts in this report are calculated on the amount determined in the Adjudicators' decisions. These amounts may include GST.

Average Days to Decide



Note:


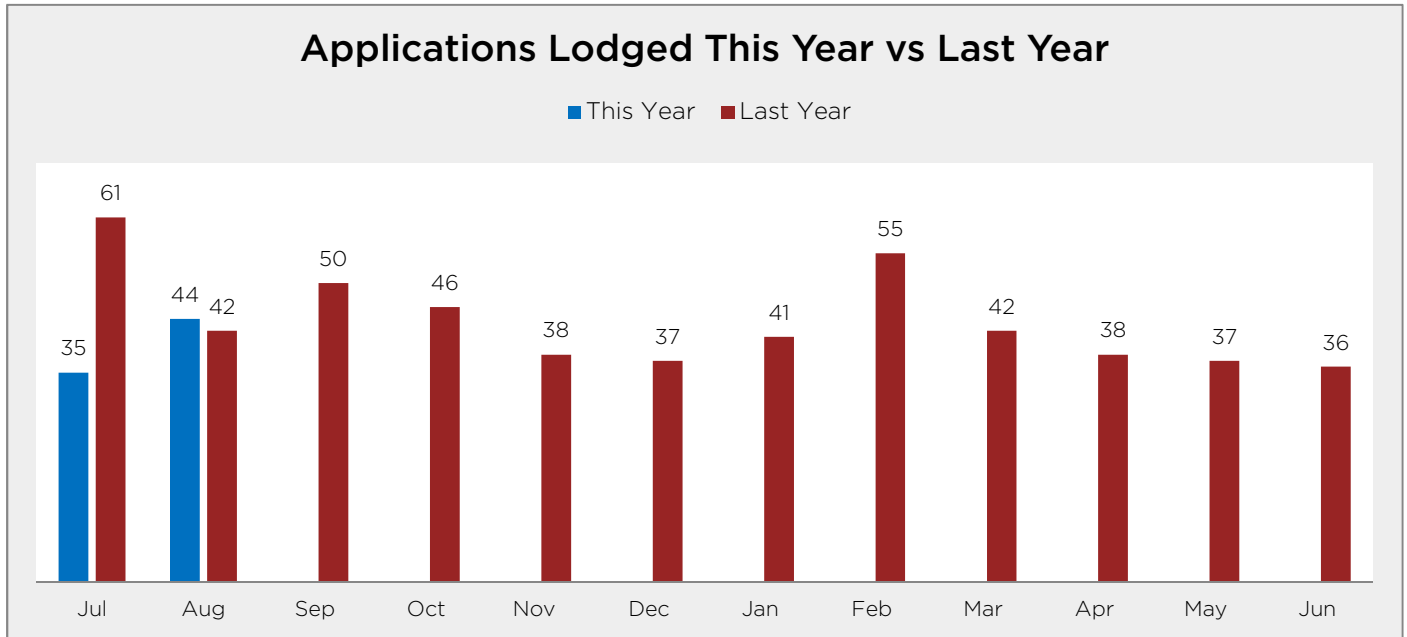
MTD = 1 August 2018 - 31 August 2018 - YTD = 1 July 2018 - 31 August 2018 - YTD Last Year = 1 July 2017 - 31 August 2017

All reportable Claim amounts in this report are excluding GST for the purposes of determining Standard and Complex Applications.

All reportable Adjudicated/Decision amounts in this report are calculated on the amount determined in the Adjudicators' decisions. These amounts may include GST.

Claimed Amount Statistics

	MTD	YTD	YTD Last Year
Total Value of Claims	\$19,608,408	\$22,480,469	\$17,537,603
Total Value of Claims - Decision Released	\$2,072,000	\$11,684,069	\$16,721,227
Total Value of Adjudicated Amount - Decision Released	\$664,119	\$8,524,413	\$3,330,054



Note:

MTD = 1 August 2018 - 31 August 2018 - YTD = 1 July 2018 - 31 August 2018 - YTD Last Year = 1 July 2017 - 31 August 2017

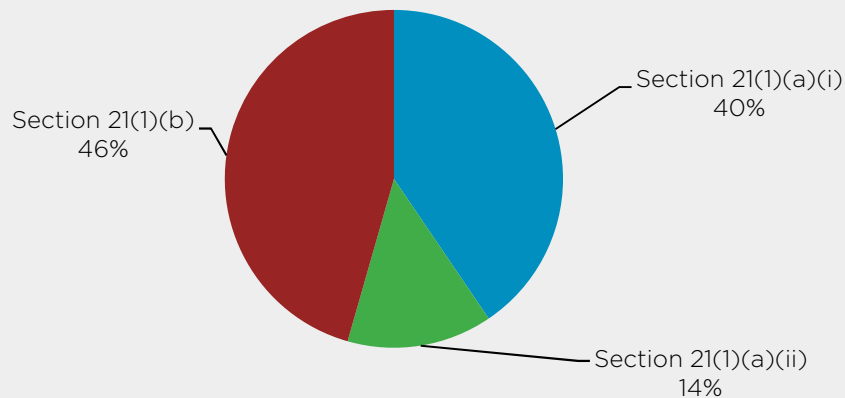
All reportable Claim amounts in this report are excluding GST for the purposes of determining Standard and Complex Applications.

All reportable Adjudicated/Decision amounts in this report are calculated on the amount determined in the Adjudicators' decisions. These amounts may include GST.

Applications Lodged

Lodged Under the Act	MTD			YTD			YTD Last Year
	Standard	Complex	Total	Standard	Complex	Total	
Section 21(1)(a)(i)	14	5	19	27	5	32	46
Section 21(1)(a)(ii)	4	2	6	9	2	11	4
Section 21(1)(b)	19	0	19	36	0	36	53

% of Applications Lodged by Section



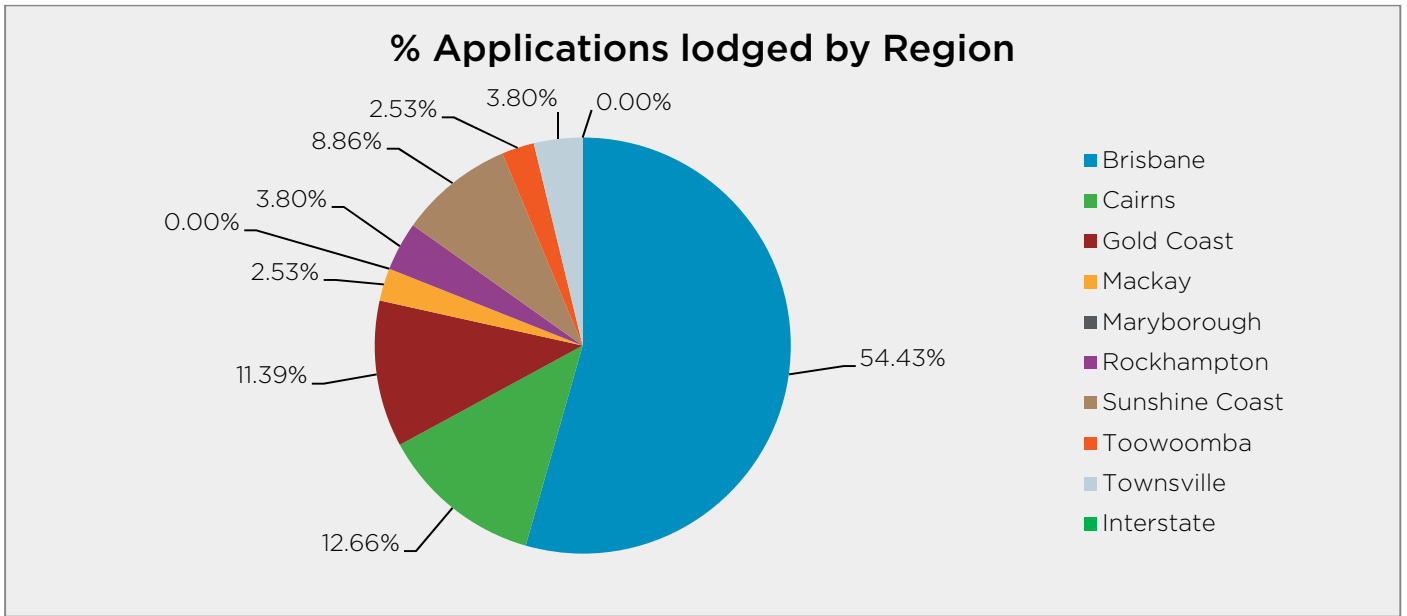
Region	MTD	YTD	YTD Last Year
Brisbane	22	43	68
Cairns	6	10	0
Gold Coast	5	9	14
Mackay	1	2	1
Maryborough	0	0	3
Rockhampton	2	3	1
Sunshine Coast	3	7	6
Toowoomba	2	2	10
Townsville	3	3	0
Interstate	0	0	0

Note:

MTD = 1 August 2018 - 31 August 2018 - YTD = 1 July 2018 - 31 August 2018 - YTD Last Year = 1 July 2017 - 31 August 2017

All reportable Claim amounts in this report are excluding GST for the purposes of determining Standard and Complex Applications.

All reportable Adjudicated/Decision amounts in this report are calculated on the amount determined in the Adjudicators' decisions. These amounts may include GST.



Region is determined by the postcode of the site address for which the application is made

Applications Lodged by Claimant Types

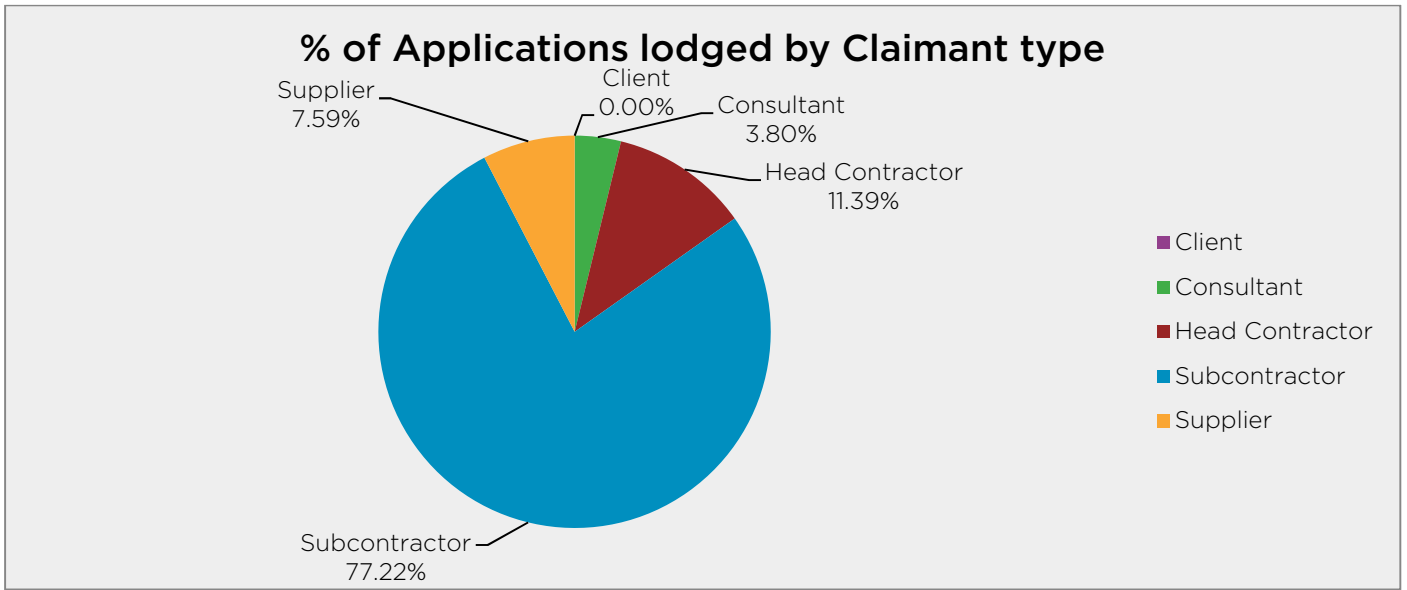
Claimant Type	MTD	YTD	YTD Last Year
Client	0	0	0
Consultant	2	3	10
Head Contractor	4	9	23
Subcontractor	32	61	68
Supplier	6	6	2

Note:

MTD = 1 August 2018 - 31 August 2018 - YTD = 1 July 2018 - 31 August 2018 - YTD Last Year = 1 July 2017 - 31 August 2017

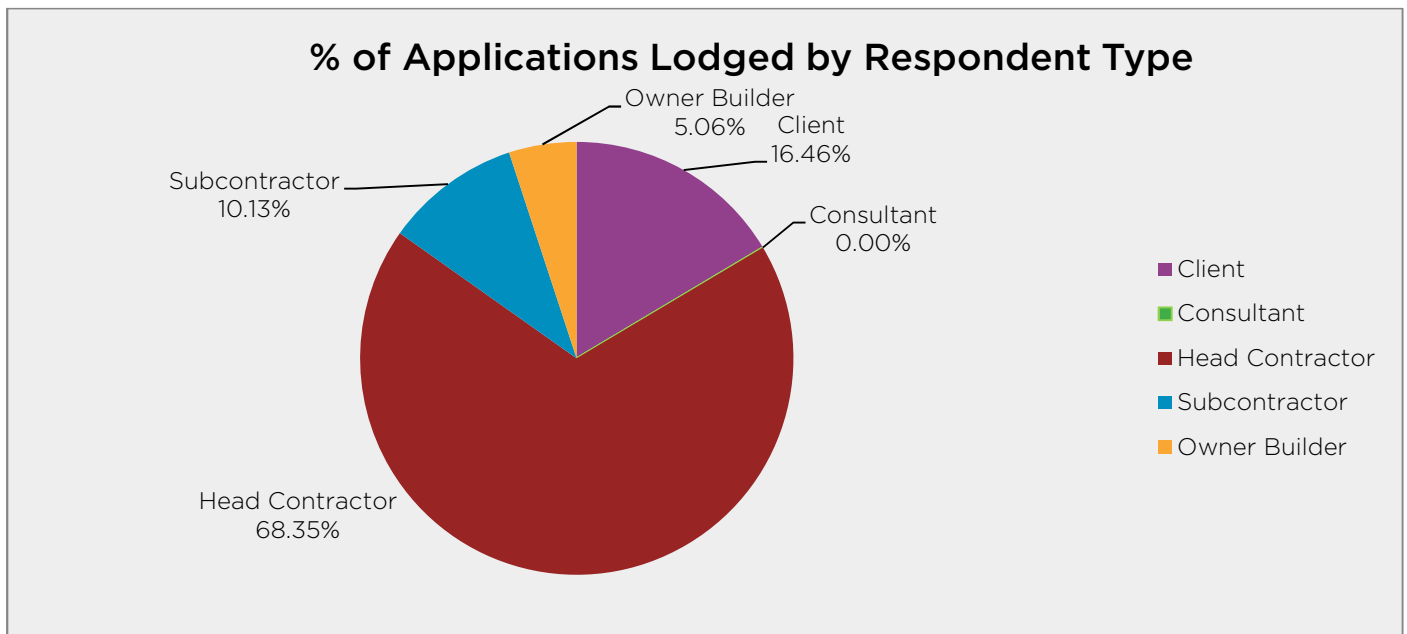
All reportable Claim amounts in this report are excluding GST for the purposes of determining Standard and Complex Applications.

All reportable Adjudicated/Decision amounts in this report are calculated on the amount determined in the Adjudicators' decisions. These amounts may include GST.



Applications Lodged by Respondent Types

Respondent Type	MTD	YTD	YTD Last Year
Client	8	13	30
Consultant	0	0	0
Head Contractor	29	54	67
Subcontractor	6	8	6
Owner Builder	1	4	0



Note:

MTD = 1 August 2018 - 31 August 2018 - YTD = 1 July 2018 - 31 August 2018 - YTD Last Year = 1 July 2017 - 31 August 2017

All reportable Claim amounts in this report are excluding GST for the purposes of determining Standard and Complex Applications.

All reportable Adjudicated/Decision amounts in this report are calculated on the amount determined in the Adjudicators' decisions. These amounts may include GST.

Decided Matter Statistics YTD

Range of Claims	Total	Average Claim Amount	Average Scheduled Amount	Average Decided Amount	% Average Decided Amount	% of Claimants Awarded Full Claim Amount
\$0 - \$4999.99	4	\$2,923	\$772	\$3,108	97.80%	75.00%
\$5000 - \$9999.99	4	\$7,239	\$1,375	\$3,850	48.35%	50.00%
\$10,000 - \$24,999.99	7	\$17,106	-\$216	\$7,257	40.61%	28.57%
\$25,000 - \$39,999.99	5	\$35,875	\$2,551	\$31,084	78.77%	80.00%
\$40,000 - \$99,999.99	6	\$62,356	\$9,818	\$37,859	55.20%	33.33%
\$100,000 - \$249,999.99	5	\$155,445	-\$120,453	\$62,910	36.82%	0.00%
\$250,000 - \$499,999.99	3	\$353,269	-\$11,231	\$38,234	10.14%	0.00%
\$500,000 - \$749,999.99	1	\$650,651	\$0	\$0	0.00%	0.00%
> \$750,000	4	\$2,120,621	\$368,159	\$1,908,488	82.96%	25.00%

Adjudicator Fee Statistics YTD

Range of Claims YTD	YTD	Average Lodgement Fee	Average Adjudicator Fee	Respondent % Adjudicator Fee	Claimant % Adjudicator Fee
\$0 - \$4999.99	4	\$57	\$610	100.00%	0.00%
\$5,000 - \$9,999.99	4	\$56	\$798	62.50%	37.50%
\$10,000 - \$24,999.99	7	\$168	\$1,571	57.14%	42.86%
\$25,000 - \$39,999.99	5	\$170	\$2,964	80.00%	20.00%
\$40,000 - \$99,999.99	6	\$265	\$4,972	75.00%	25.00%
\$100,000 - \$249,999.99	5	\$399	\$9,588	40.00%	60.00%
\$250,000 - \$499,999.99	3	\$516	\$9,306	33.33%	66.67%
\$500,000 - \$749,999.99	1	\$610	\$6,175	50.00%	50.00%
> \$750,000	4	\$1,484	\$37,325	56.25%	43.75%

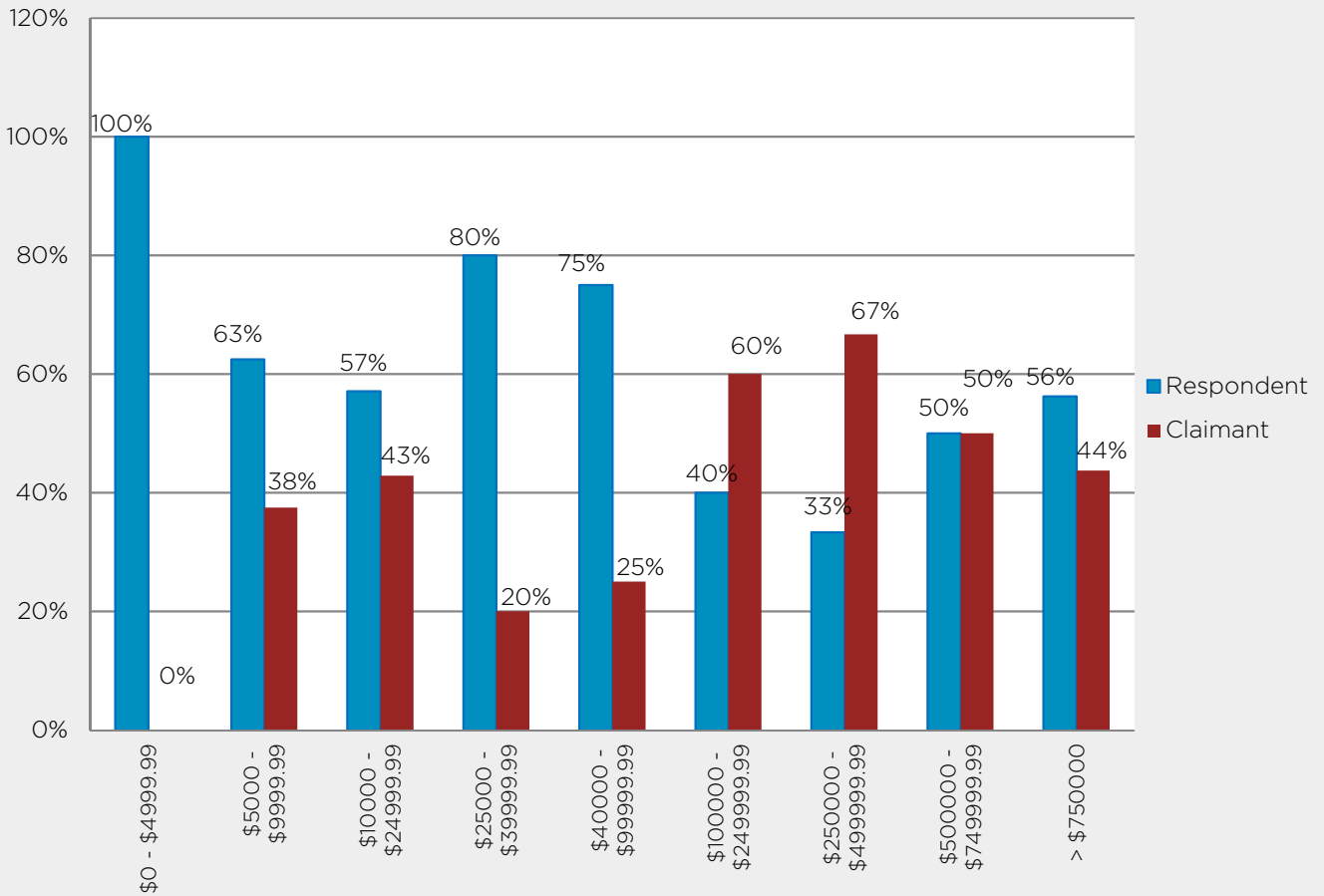
Note:

MTD = 1 August 2018 - 31 August 2018 - YTD = 1 July 2018 - 31 August 2018 - YTD Last Year = 1 July 2017 - 31 August 2017

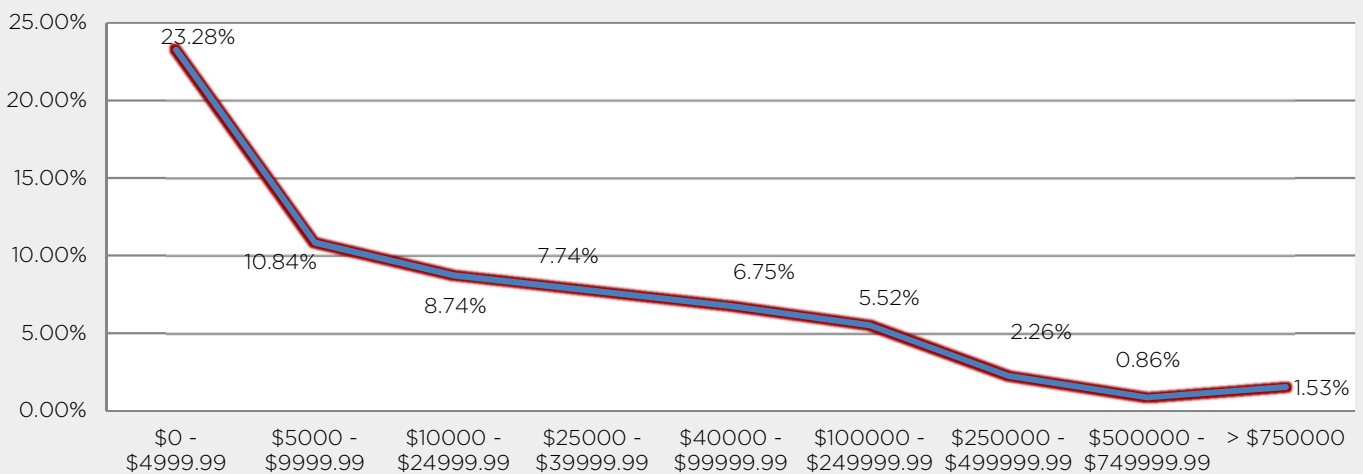
All reportable Claim amounts in this report are excluding GST for the purposes of determining Standard and Complex Applications.

All reportable Adjudicated/Decision amounts in this report are calculated on the amount determined in the Adjudicators' decisions. These amounts may include GST.

% of Fees Paid by Claimant vs Respondent - YTD



Average Adjudicator Fee as % of Claim - YTD



Note:

MTD = 1 August 2018 - 31 August 2018 - YTD = 1 July 2018 - 31 August 2018 - YTD Last Year = 1 July 2017 - 31 August 2017

All reportable Claim amounts in this report are excluding GST for the purposes of determining Standard and Complex Applications.

All reportable Adjudicated/Decision amounts in this report are calculated on the amount determined in the Adjudicators' decisions. These amounts may include GST.