

MONTHLY ADJUDICATION STATISTICS

July 2018

Year to Date Snapshot

Total Number of Registered Adjudicators	134
Applications Lodged	35
Applications Decided	20
Adjudication Certificates Issued	3

Total Application Statistics

Claimed Amounts	YTD
Total value of Claims	\$2,872,061
Maximum Claim	\$411,343
Minimum Claim	\$400
Average Claim	\$82,059
Total Value of Claims - Decision Released	\$9,612,069
Maximum Claim - Decision Released	\$2,873,142
Minimum Claim - Decision Released	\$2,800
Average Claim - Decision Released	\$480,603
Total Value of Adjudicated Amount - Decision Released	\$7,889,108

Fees ¹	YTD
Total Fees	\$195,522
Maximum Total Fees	\$82,011
Minimum Total Fees	\$665
Average Total Fees	\$9,777

¹ Fees are a combined total of Adjudication Application Fees and Adjudicator Fees

Note:

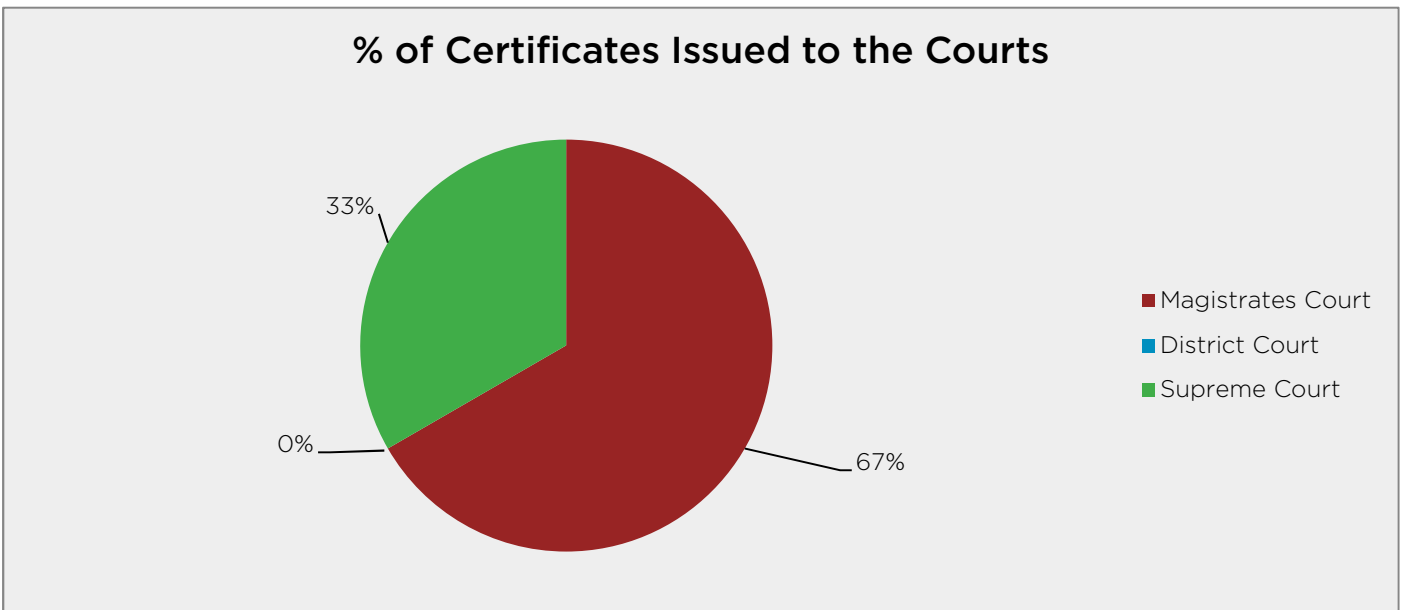
MTD = 1 July 2018 - 31 July 2018 - YTD = 1 July 2018 - 31 July 2018 - YTD Last Year = 1 July 2017 - 31 July 2017

All reportable Claim amounts in this report are excluding GST for the purposes of determining Standard and Complex Applications.

All reportable Adjudicated/Decision amounts in this report are calculated on the amount determined in the Adjudicators' decisions. These amounts may include GST.

Adjudication Certificates Issued

Court	YTD
Magistrates Court	2
District Court	0
Supreme Court	1



Supreme Court Decisions

	YTD	YTD Last Year
Supreme Court Decisions ²	1	0
Voided	0	0
Partially Voided	0	0
Dismissed or Upheld	0	0

² Supreme Court Decisions only relate to adjudication applications lodged with the Registry from 15 December 2014

Note:

MTD = 1 July 2018 - 31 July 2018 - YTD = 1 July 2018 - 31 July 2018 - YTD Last Year = 1 July 2017 - 31 July 2017

All reportable Claim amounts in this report are excluding GST for the purposes of determining Standard and Complex Applications.

All reportable Adjudicated/Decision amounts in this report are calculated on the amount determined in the Adjudicators' decisions. These amounts may include GST.

Overview

Status	MTD			YTD			YTD Last Year
	Standard	Complex	Total	Standard	Complex	Total	
Lodged	35	0	35	35	0	35	61
Decision Released	16	4	20	16	4	20	19
Withdrawn - section 35B ³	0	2	2	0	2	2	5
Withdrawn prior to Adjudicator Acceptance ⁴	8	0	8	8	0	8	21
Outstanding ⁵	17	0	17	17	0	17	28

³ **2 = 0** - payment received; **1** - parties settled after referral to an adjudicator; **1** - reason unknown; **0** - validity & **0** - liquidation
⁴ **8 = 7** - validation issues raised by the Registry resulting in claimant withdrawing application. Proactive approach allows claimants to revisit their validation issues and should they choose, re-lodge the application, **0** - payment received; **0** - settled; **0** - liquidation; **1** - Duplicate application; **0** - Reason unknown.

⁵ Outstanding refers to any application where a decision has not been released

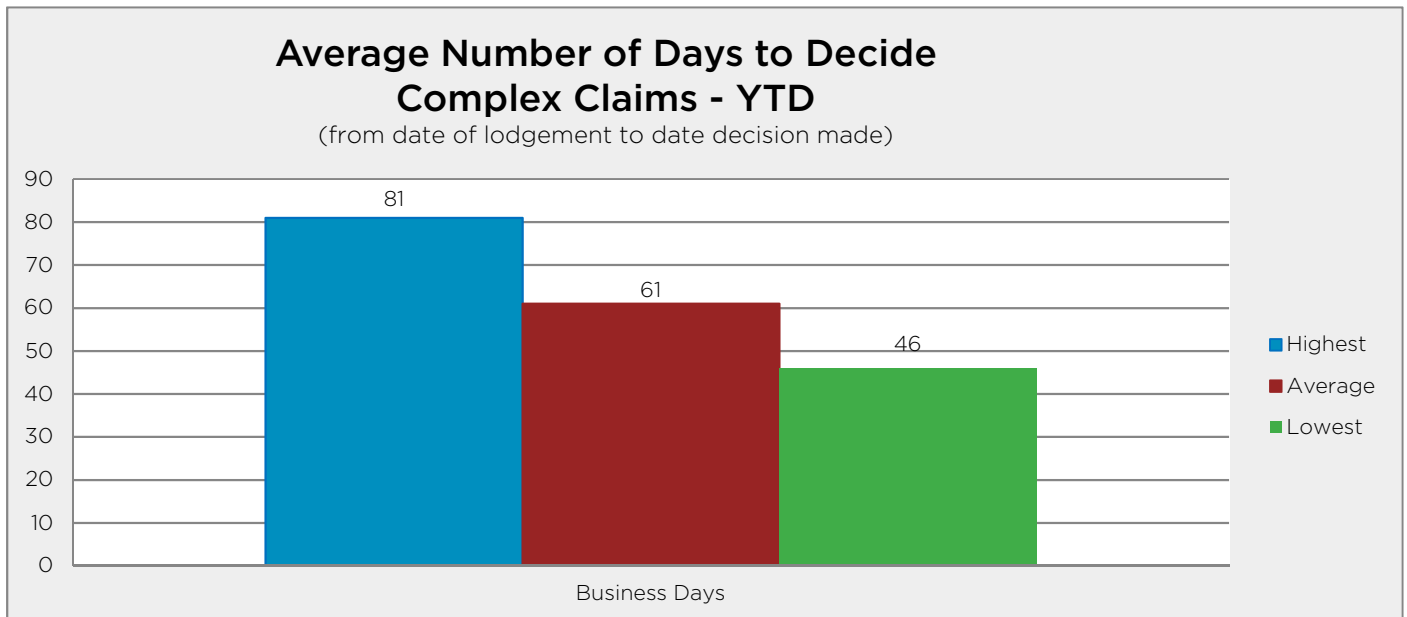
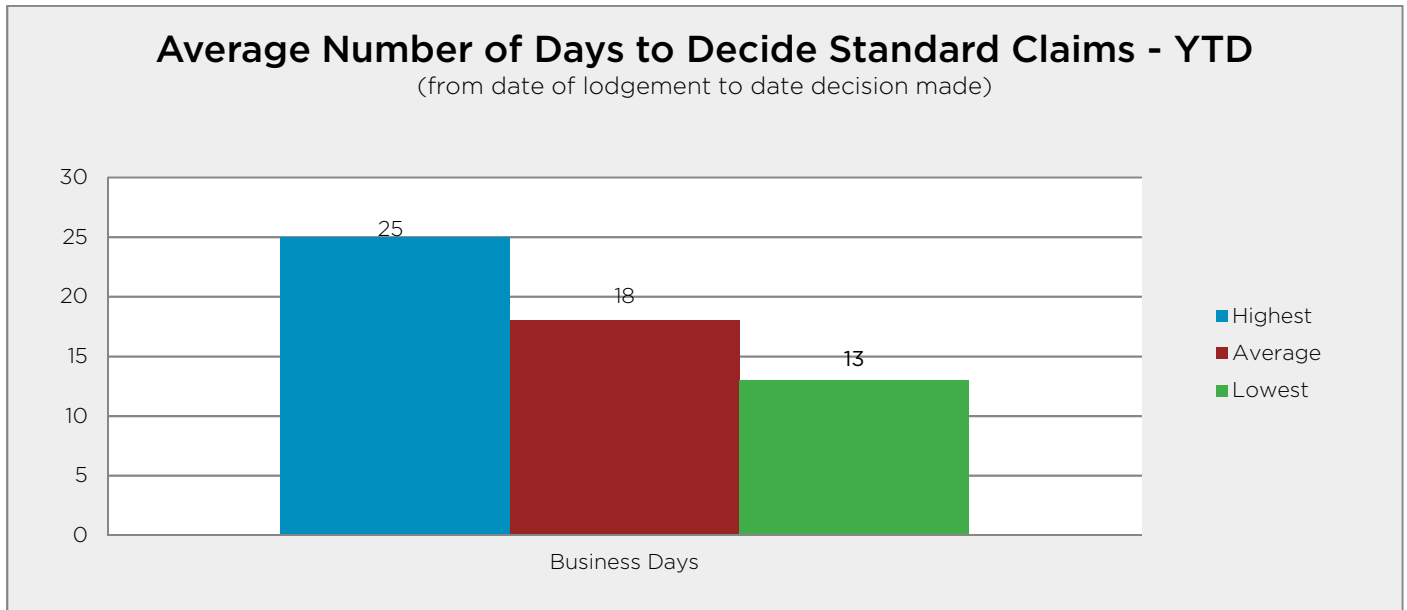
Note:

MTD = 1 July 2018 - 31 July 2018 - YTD = 1 July 2018 - 31 July 2018 - YTD Last Year = 1 July 2017 - 31 July 2017

All reportable Claim amounts in this report are excluding GST for the purposes of determining Standard and Complex Applications.

All reportable Adjudicated/Decision amounts in this report are calculated on the amount determined in the Adjudicators' decisions. These amounts may include GST.

Average Days to Decide



Note:


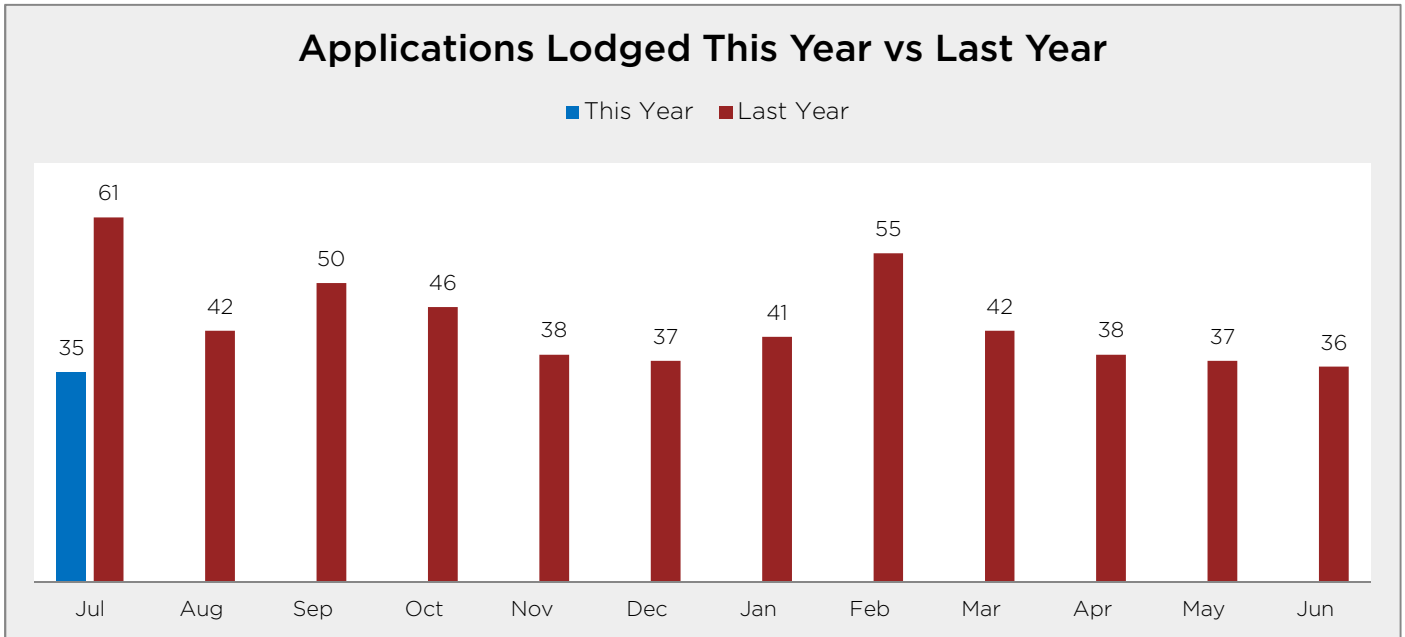
MTD = 1 July 2018 - 31 July 2018 - YTD = 1 July 2018 - 31 July 2018 - YTD Last Year = 1 July 2017 - 31 July 2017

All reportable Claim amounts in this report are excluding GST for the purposes of determining Standard and Complex Applications.

All reportable Adjudicated/Decision amounts in this report are calculated on the amount determined in the Adjudicators' decisions. These amounts may include GST.

Claimed Amount Statistics

	MTD	YTD	YTD Last Year
Total Value of Claims	\$2,872,061	\$2,872,061	\$8,003,603
Total Value of Claims - Decision Released	\$9,612,069	\$9,612,069	\$6,486,375
Total Value of Adjudicated Amount - Decision Released	\$7,889,108	\$7,889,108	\$1,590,730



Note:

MTD = 1 July 2018 - 31 July 2018 - YTD = 1 July 2018 - 31 July 2018 - YTD Last Year = 1 July 2017 - 31 July 2017

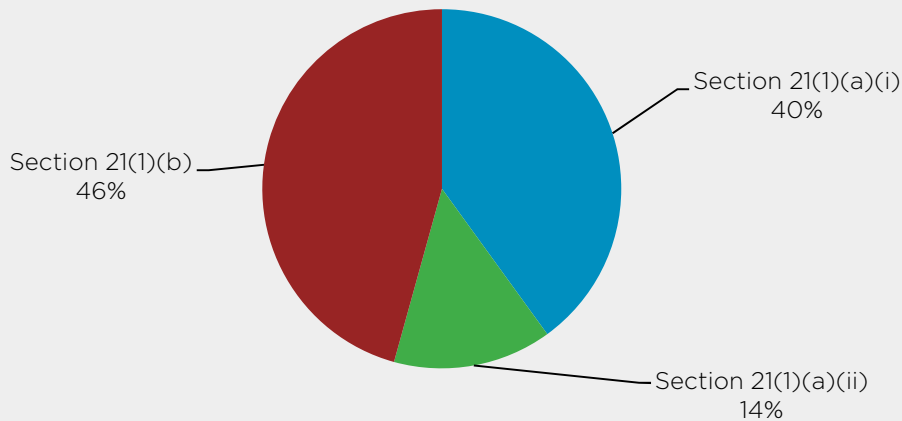
All reportable Claim amounts in this report are excluding GST for the purposes of determining Standard and Complex Applications.

All reportable Adjudicated/Decision amounts in this report are calculated on the amount determined in the Adjudicators' decisions. These amounts may include GST.

Applications Lodged

Lodged Under the Act	MTD			YTD			YTD Last Year
	Standard	Complex	Total	Standard	Complex	Total	
Section 21(1)(a)(i)	14	0	14	14	0	14	27
Section 21(1)(a)(ii)	5	0	5	5	0	5	1
Section 21(1)(b)	16	0	16	16	0	16	33

% of Applications Lodged by Section



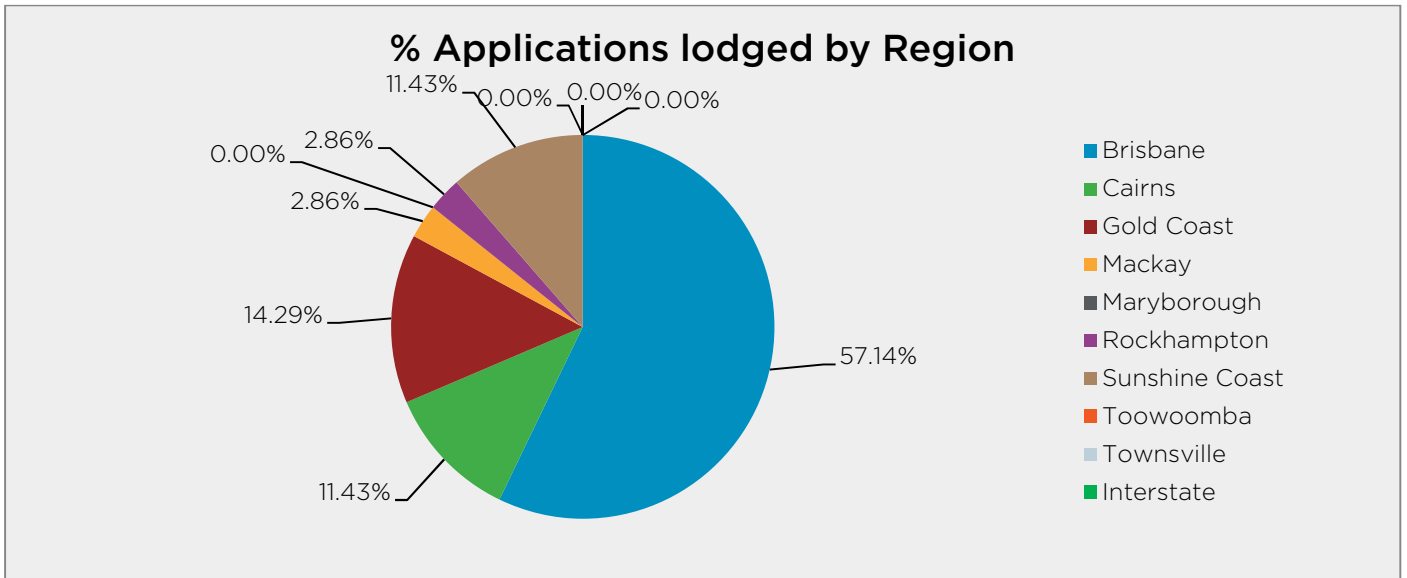
Region	MTD	YTD	YTD Last Year
Brisbane	20	20	42
Cairns	4	4	0
Gold Coast	5	5	7
Mackay	1	1	0
Maryborough	0	0	3
Rockhampton	1	1	1
Sunshine Coast	4	4	2
Toowoomba	0	0	6
Townsville	0	0	0
Interstate	0	0	0

Note:

MTD = 1 July 2018 - 31 July 2018 - YTD = 1 July 2018 - 31 July 2018 - YTD Last Year = 1 July 2017 - 31 July 2017

All reportable Claim amounts in this report are excluding GST for the purposes of determining Standard and Complex Applications.

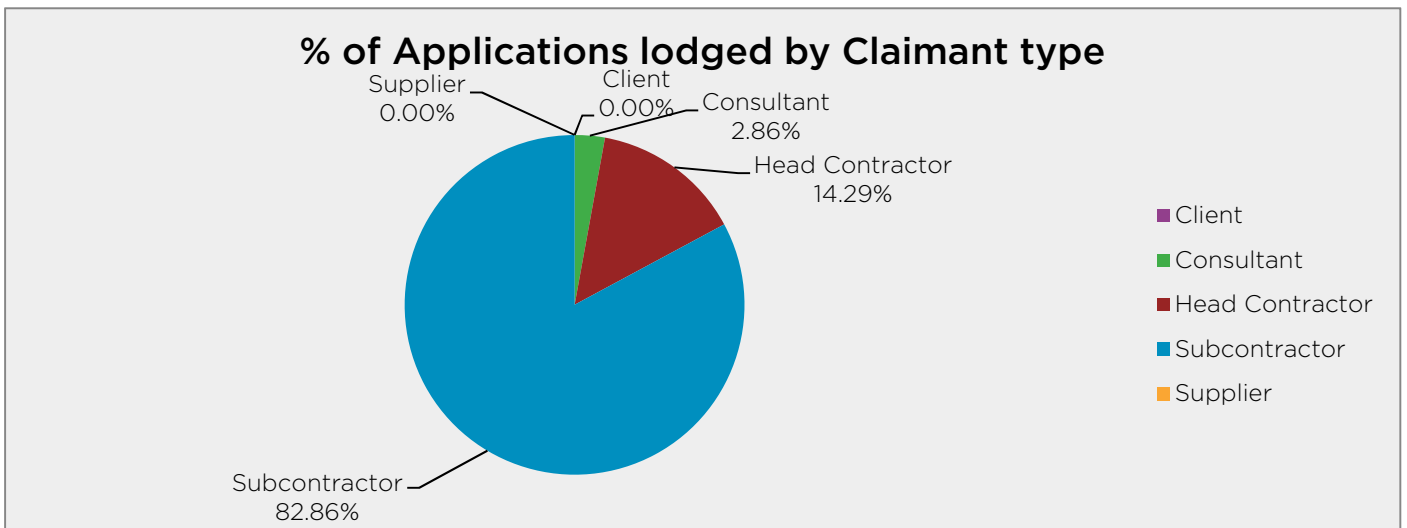
All reportable Adjudicated/Decision amounts in this report are calculated on the amount determined in the Adjudicators' decisions. These amounts may include GST.



Region is determined by the postcode of the site address for which the application is made

Applications Lodged by Claimant Types

Claimant Type	MTD	YTD	YTD Last Year
Client	0	0	0
Consultant	1	1	7
Head Contractor	5	5	14
Subcontractor	29	29	38
Supplier	0	0	2



Note:

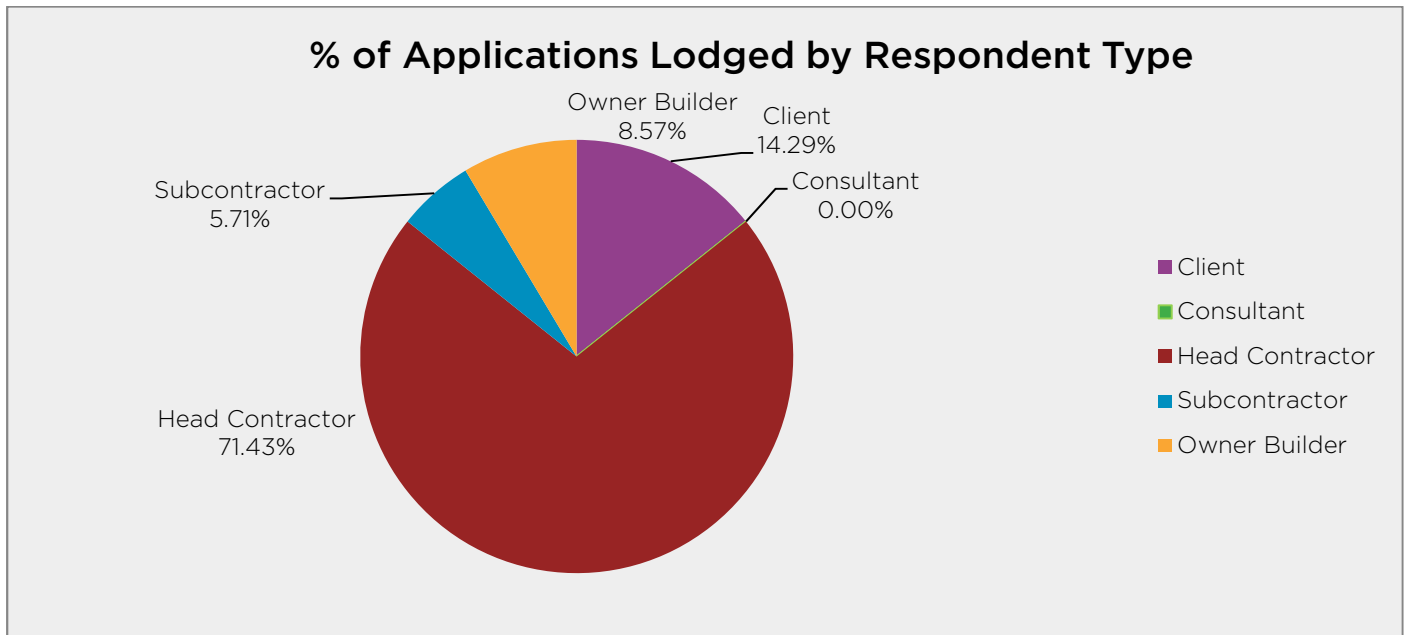
MTD = 1 July 2018 - 31 July 2018 - YTD = 1 July 2018 - 31 July 2018 - YTD Last Year = 1 July 2017 - 31 July 2017

All reportable Claim amounts in this report are excluding GST for the purposes of determining Standard and Complex Applications.

All reportable Adjudicated/Decision amounts in this report are calculated on the amount determined in the Adjudicators' decisions. These amounts may include GST.

Applications Lodged by Respondent Types

Respondent Type	MTD	YTD	YTD Last Year
Client	5	5	16
Consultant	0	0	0
Head Contractor	25	25	42
Subcontractor	2	2	3
Owner Builder	3	3	0



Note:

MTD = 1 July 2018 - 31 July 2018 - YTD = 1 July 2018 - 31 July 2018 - YTD Last Year = 1 July 2017 - 31 July 2017

All reportable Claim amounts in this report are excluding GST for the purposes of determining Standard and Complex Applications.

All reportable Adjudicated/Decision amounts in this report are calculated on the amount determined in the Adjudicators' decisions. These amounts may include GST.

Decided Matter Statistics YTD

Range of Claims	Total	Average Claim Amount	Average Scheduled Amount	Average Decided Amount	% Average Decided Amount	% of Claimants Awarded Full Claim Amount
\$0 - \$4999.99	2	\$2,803	\$1,543	\$2,943	95.46%	50.00%
\$5000 - \$9999.99	3	\$7,945	\$1,833	\$5,133	58.74%	66.67%
\$10,000 - \$24,999.99	5	\$18,162	\$2,395	\$7,225	37.56%	20.00%
\$25,000 - \$39,999.99	3	\$39,067	\$0	\$29,010	67.51%	66.67%
\$40,000 - \$99,999.99	1	\$46,112	\$40,960	\$50,724	100.00%	100.00%
\$100,000 - \$249,999.99	1	\$195,372	-\$237,511	\$31,179	14.51%	0.00%
\$250,000 - \$499,999.99	0	\$0	\$0	\$0	0.00%	0.00%
\$500,000 - \$749,999.99	1	\$650,651	\$0	\$0	0.00%	0.00%
> \$750,000	4	\$2,120,621	\$368,159	\$1,915,692	83.28%	25.00%

Adjudicator Fee Statistics YTD

Range of Claims YTD	YTD	Average Lodgement Fee	Average Adjudicator Fee	Respondent % Adjudicator Fee	Claimant % Adjudicator Fee
\$0 - \$4999.99	2	\$56	\$610	100.00%	0.00%
\$5,000 - \$9,999.99	3	\$56	\$763	83.33%	16.67%
\$10,000 - \$24,999.99	5	\$166	\$1,660	50.00%	50.00%
\$25,000 - \$39,999.99	3	\$168	\$2,340	66.67%	33.33%
\$40,000 - \$99,999.99	1	\$166	\$1,300	100.00%	0.00%
\$100,000 - \$249,999.99	1	\$402	\$11,214	50.00%	50.00%
\$250,000 - \$499,999.99	0	\$0	\$0	0.00%	0.00%
\$500,000 - \$749,999.99	1	\$610	\$6,175	50.00%	50.00%
> \$750,000	4	\$1,484	\$37,325	56.25%	43.75%

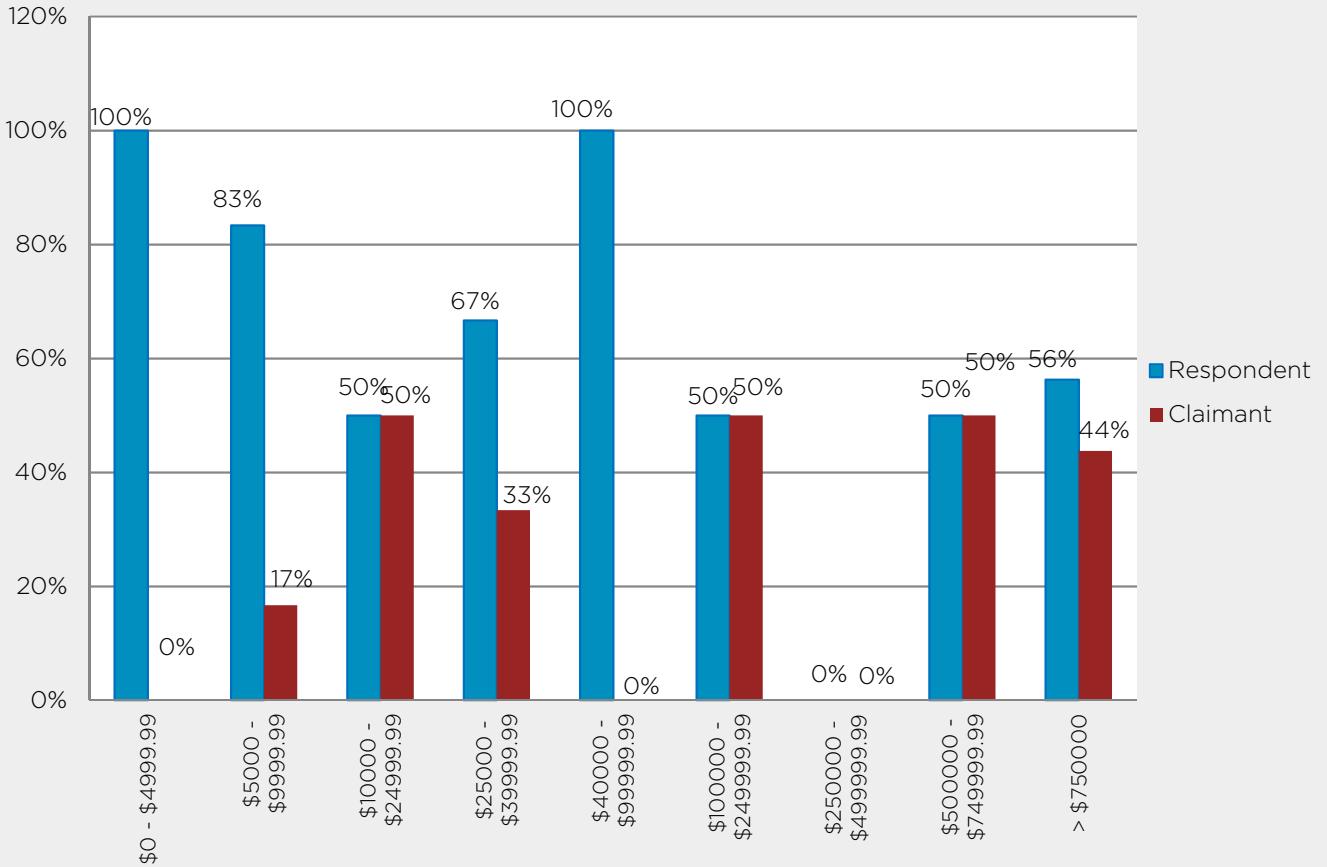
Note:

MTD = 1 July 2018 - 31 July 2018 - YTD = 1 July 2018 - 31 July 2018 - YTD Last Year = 1 July 2017 - 31 July 2017

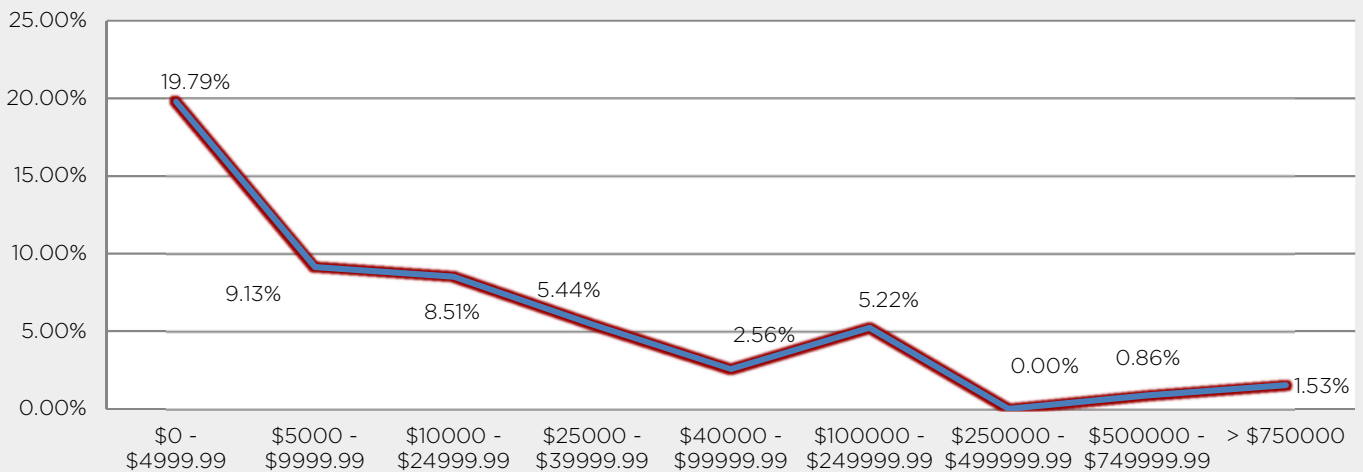
All reportable Claim amounts in this report are excluding GST for the purposes of determining Standard and Complex Applications.

All reportable Adjudicated/Decision amounts in this report are calculated on the amount determined in the Adjudicators' decisions. These amounts may include GST.

% of Fees Paid by Claimant vs Respondent - YTD



Average Adjudicator Fee as % of Claim - YTD



Note:

MTD = 1 July 2018 - 31 July 2018 - YTD = 1 July 2018 - 31 July 2018 - YTD Last Year = 1 July 2017 - 31 July 2017

All reportable Claim amounts in this report are excluding GST for the purposes of determining Standard and Complex Applications.

All reportable Adjudicated/Decision amounts in this report are calculated on the amount determined in the Adjudicators' decisions. These amounts may include GST.